

Statement of Affairs

Name of Company Boston Prime Limited

Company Number 7435569

In the High Court of Justice, Chancery Division, Companies Court

Court case number 1051 / 2015

Statement as to the affairs of
Boston Prime Limited
Citypoint Suite 1248
1 Ropemaker Street
London

on the 9 February 2015, the date that the company entered special administration.

Statement of truth

I believe the facts stated in this statement of affairs are a full, true and complete statement of the affairs of the above named Company as at 9 February 2015 the date the Company entered Special Administration.

Full Name George Popescu


Signed [Signature]

Dated 2/20/15

Boston Prime Limited
Statement Of Affairs as at 9 February 2015

A - Summary of Assets


Assets	Book Value £	Estimated to Realise £
Assets subject to a Fixed Charge		
None		
Assets subject to a Floating Charge		
None		
Assets subject to client claims:		
"Trustee Bank" Accounts	590,896.09	590,896.09
Relevant client claims against "Trustee Bank" Accounts	<u>(590,896.09)</u>	<u>(590,896.09)</u>
		<u>nil</u>
"Customer Funds" Accounts	3,119,739.09	3,119,739.09
Relevant client claims against "Customer Funds" Accounts	<u>(11,070,451.62)</u>	<u>(11,070,451.62)</u>
		<u>(7,950,712.53)</u>
Estimated total surplus/deficiency available to Clients		
Assets not subject to Client claims:		
Client Debtors	2,194,247.65	Unknown
"Operating Funds" Bank Accounts	770,819.67	770,819.67
FXCA Trading Account	<u>14,945.44</u>	Unknown
Estimated total assets available for preferential creditors		<u>770,819.67</u>

Signature  Date 2/20/15

Boston Prime Limited
Statement Of Affairs as at 9 February 2015

A1 - Summary of Liabilities

	Estimated to Realise	
	£	£
Estimated total assets available for preferential creditors (Carried from Page A)		770,819.67
Liabilities		
Preferential Creditors:-		
Estimated surplus as regards preferential creditors		<u>Unknown</u> 770,819.67
Estimated prescribed part of net property where applicable (to carry forward)	N/A	
Estimated total assets available for floating charge holders		<u>770,819.67</u>
Debts secured by floating charges post 15 September 2003	N/A	
Estimated surplus of assets after floating charges		<u>770,819.67</u>
Estimated prescribed part of net property where applicable (brought down)	N/A	
Total assets available to unsecured creditors		<u>770,819.67</u>
Non-preferential unsecured claims		
Trade & Expense Creditors	4,448.68	
HM Revenue & Customs	3,758.27	
FXDD Trading Account	182,854.82	
Broker Introduction Fees	44,207.12	
Shortfall of client claims	<u>7,950,712.53</u>	
		<u>(8,185,981.42)</u>
Estimated deficiency as regards non – preferential creditors		<u>(7,415,161.75)</u>
		<u>(7,415,161.75)</u>
Estimated deficiency/surplus as regards creditors		
Issued and called up capital		
Ordinary Shareholders	<u>221,750.00</u>	<u>(221,750.00)</u>
Estimated total deficiency/surplus as regards members		<u>(7,636,911.75)</u>

Signature  Date 2/20/15

Notes


- The GBP figures used in the figures above are calculated using exchange rates provided from <http://www.oanda.com/currency/converter/> on the 9 February 2015.
- The client claims were taken from the Company's records and all currencies had been converted into USD.

COMPANY CREDITORS

Note: You must include all creditors and identify all creditors under hire-purchase, chattel leasing or conditional sale agreements and customers claiming amounts paid in advance of the supply of goods or services and creditors claiming retention of title over property in the company's possession.


Name of creditor or Claimant	Address (with postcode)	Amount of debt £	Details of any security held by creditor	Date security given	Value of security £
ADP LLC, UK Office	Syward Place, Pycroft Road, Chertsey, KT16 9JT	144.00	N/A		
HM Revenue & Customs PAYE	Insolvency & Securities, 3 rd Floor, Euston Tower, 286 Euston Road, London, NW1 3UQ	3,758.27	N/A		
Regus Plc	St Martins House, 16 St Martins Le Grand, London	2,229.68	N/A		
Lotus Consulting Group	Unknown	1,025.00	N/A		
Steve Havagimyan	Unknown	900.00	N/A		
Furlong Fintech LLC	Innovation Advisors, 33 St James's Square, London, SW1Y 4JS	599.36	N/A		

• Enclosed is the list of clients with open positions when the Company ceased trading on 26 January 2014.

Signature  Date 2/29/15

COMPANY SHAREHOLDERS

Name of Shareholder	Address (with postcode)	No. of shares held	Nominal Value (£)	Details of Shares held
BT Trading Ltd	84 Albert St, Belize City, Belize	100%	221,750	221,750 1 £ Ordinary Shares
TOTALS			221,750	

Signature  Date 2/20/15

Details of any security held by the Company

Client name	Deposit Currency	Amount of Debt (\$)	Company
AAAFX EUR FIX FCA	EUR	48,915.21	N/A
AAAFX USD 2 FIX FCA	USD	51.35	N/A
AAAFX USD FIX FCA	USD	34,916.66	N/A
Absolute Gain(AG) Quants Ltd (FCA)	USD	20,000.00	N/A
Absolute Gain(AG) Quants Ltd (FCA) PT	USD	172,000.75	N/A
Accord_Markets_STP_USD_CS_FSA	USD	64,945.87	N/A
Ace Markets Metals USD FIX FCA	USD	0.10	N/A
ACH INTERNATIONAL LIMITED (FCA)	USD	3,009,655.86	N/A
ActivTrades Mtils USD FIX FCA	USD	1,981.19	N/A
ActivTrades USD FIX FCA	USD	31,223.07	N/A
Agustin de Alonso Lobato PT	EUR	6,343.86	N/A
AI Waase Consultancy and Services FZC	USD	32,414.86	N/A
Algaway Limited	USD	51,083.87	N/A
Alpha Fortis Corporation	USD	2,447.77	N/A
Alternative Capital Management	EUR	11,164.81	N/A
Angkana Khammee	USD	10,761.14	N/A
APM GLOBAL MANAGEMENT LIMITED	USD	103,566.90	N/A
Apuro Holdings Limited	USD	44.67	N/A
Assistant Loyal Corp	USD	273.97	N/A
Billion Trade Ltd.	USD	445.10	N/A
Alexander_Shurbanov_USD_FIX	USD	49,964.99	N/A
Bulbrokers Ead	USD	50,000.00	N/A
Bull Technology ltd	USD	8,280.27	N/A
BZ Group	USD	71,081.22	N/A
Cakra Group Limited	USD	9,049.53	N/A
Charter Prime	AUD	2,356,920.02	N/A
Charter Prime	USD	1,468,114.79	N/A
Chee Wei Chew	USD	18,245.22	N/A
City Credit Capital CSPOP FSA	USD	50,000.00	N/A

Currenstone Global Advisors	USD	4,962.47	N/A
CWP Asia Limited Live8	USD	37,558.54	N/A
Daniel Froilich	USD	8,881.49	N/A
DBGP Holding LLC	USD	28,194.03	N/A
Ding Zhang	USD	23,906.28	N/A
DunamisFx Inc	USD	59,261.71	N/A
EFX Capital Markets Limited	USD	4,947.16	N/A
EGlobal STP USD CS FCA	USD	100,629.06	N/A
Eva Margarita Castaneda PT	USD	133,424.97	N/A
EVENFX CAPITAL LTD	USD	52,332.37	N/A
Eyal Cohen-Hoshen	USD	12,909.24	N/A
FFA_Private_Bank_2_STP_USD_CS_FCA	USD	602,933.77	N/A
FFA_Private_Bank_STP_USD_CS_FCA	USD	264,201.49	N/A
Financial Computing AECFX	USD	108,363.76	N/A
Firman Aluwi	USD	36.37	N/A
Fortune International Markets Limited	USD	61,551.85	N/A
FTV CoLtd	USD	49,215.41	N/A
FWEAL LTD	USD	407.84	N/A
FX PIG USD FIX FCA	USD	1,000.00	N/A
FXI Market Group Limited Metals USD FIX FCA	USD	736.65	N/A
FXOpen USD FIX FCA	USD	342,211.26	N/A
Gabor Balinth STP USD CS FCA PT	USD	0.69	N/A
GAC Forex Limited	USD	20,864.19	N/A
GDM INT LIMITED	USD	20,990.88	N/A
Gerardo Schwarz PT	USD	108,179.08	N/A
Global Tactics Capital Co.	USD	26,106.74	N/A
GMT Prime Broker	USD	24,092.82	N/A
Goldland Capital FSA	USD	1,392,665.82	N/A
Guillermo Gonzalez Galvez PT	USD	126,613.08	N/A
Hadwins Capital Ltd	USD	139,152.10	N/A
Hasan Serdar Tomurcu	USD	1,765.34	N/A
Hazem Charif	USD	0.50	N/A
Henyep Capital Markets USD FIX FCA	USD	66,639.16	N/A

HONG KONG KIM CHIYUAN TECHNOLOGY LIMITEE USD
Ilker Gonen USD
IMMS Holdings Limited (FCA) USD
iTrump Capital Ltd USD
Jaron Phillips PT USD
Jerome Teh Wei Hon FCA USD
Jiangsu Jinshu Co USD
Jose Juan Hernandez PT USD
Juan Jose Vidal Mondejar EUR
Juan_Valibona_STP_EUR_CS_FCA_PT EUR
Just Liquidity STP USD CS FSA USD
Just Liquidity USD FIX FCA USD
Lawrence Luk Lung Kook USD
Ledbury_Global_Limited_STP_USD_CS_FSA USD
Leon Diederer PT GBP
LQFX Broker Ou EUR
Luis Jairo Betancour A. PT USD
Martin Ernesto Basilico USD
MGM Global Ltd USD
Michael Feld PT USD
Mikhail Choo Wei Ming USD
Nello Marconi USD
New Tick Limited USD
Norma Hernandez PT USD
NSFX Limited STP EUR CS FCA EUR
NSFX Limited STP USD CS FCA USD
Obras y gestiones petroliferas de occidente PT USD
Optimus Trades EUR
Paladin Advisory Services Ltd USD
Paul Bentley GBP
Posh FX PT GBP
Premium Trading A/S EUR
PT Sentra Arta Maxima USD

58,657.36 N/A
51,629.45 N/A
9,920.99 N/A
35,272.20 N/A
18,012.28 N/A
20,159.70 N/A
944.67 N/A
60,163.33 N/A
3,241.49 N/A
8.48 N/A
221.08 N/A
6,719.91 N/A
123,273.62 N/A
125,075.89 N/A
31,600.01 N/A
9,782.39 N/A
8,476.62 N/A
65,201.77 N/A
93,126.76 N/A
1,382.08 N/A
15,319.93 N/A
46.78 N/A
53,876.96 N/A
154,747.31 N/A
30,161.15 N/A
3,983.42 N/A
904.67 N/A
3,207.34 N/A
2,469,096.27 N/A
214,127.99 N/A
108.67 N/A
48,980.76 N/A
24,999.93 N/A

CF

PT Sentra Arta Maxima USD FIX FCA	USD	24,470.77	N/A
R&M Management Ltd	USD	230,644.82	N/A
Rab Markets Limited	USD	1,324.71	N/A
Repletion Ltd	USD	4,966.73	N/A
Sakura Capital Markets Ltd	USD	1,720.03	N/A
Scandinavian Capital Markets SCM AB	USD	65,815.39	N/A
Silvano Lavao Gonzalez PT	EUR	0.01	N/A
Sky Million Group Limited	USD	4,989.27	N/A
Stellar Finance Ltd	USD	43,942.03	N/A
Storex Group	USD	29,246.18	N/A
Sun Global Markets Ltd	USD	716.15	N/A
Susanty Veronica Tan	USD	165.25	N/A
The Andaman Holding CV	USD	142,915.79	N/A
To Wai Chung	USD	48,528.06	N/A
TP TECHNOLOGY (HK) LIMITED (FCA)	USD	65,984.81	N/A
TSI Forex Ltd USD FIX FCA	USD	132.99	N/A
Tsz Kwan Sheila Ng	USD	63,743.43	N/A
TW Corp. USD FIX FCA	USD	61,247.80	N/A
UFX Markets Global Inc.	USD	18,996.15	N/A
Unifield Invest Ltd	USD	32,263.25	N/A
United Market Oracle STP USD CS FCA	USD	108,252.84	N/A
UPPOINT GROUP LIMITED	USD	279,560.77	N/A
USGFX STP USD FSA	USD	1,015.09	N/A
Varchev_STP_EUR_CS_FCA	EUR	2,218.02	N/A
Vector Securities Limited	USD	20,000.28	N/A
Vinst Capital STP EUR CS FCA	EUR	21,099.13	N/A
Vinst Capital STP USD CS FCA	USD	21,106.50	N/A
Vision en Analisis & Estrategia	USD	936,756.51	N/A
Wealth Trade FX	GBP	132.91	N/A
Wealth Trade FX	EUR	4,274.05	N/A
Wealth Trade FX	USD	127,155.43	N/A
YF CONSULTING LIMITED	USD	79,209.19	N/A
ZEPHYR Global Fund Ltd. (FSA)	USD	68,071.38	N/A

Zulkarnain_bin_Hashim_STP_USD_PT

USD

6,592.78

N/A

A handwritten signature in black ink, appearing to be 'Zulkarnain Bin Hashim', written over the 'N/A' text.